



ECCS

Early Childhood Collaborative of Southington

Presents

**“The State of Early Childhood in Southington”
Tuesday May 16, 2017**

**Joanne Kelleher, Director
www.southingtonearlychildhood.org**

© 2017 Early Childhood Collaborative of Southington

Goals of Early Childhood Collaborative

- 1) Advocating for high quality preschool and childcare
- 2) Empowering parents, families and childcare providers through workshops and educational programs
- 3) Being a wide-ranging resource for community members on the subject of early childhood care and education

5/16/2017

2



Agenda

- ECCS Board Elections
- Birth Demographics
- Childcare Options and Utilization
- Southington Public Schools
- Family Resource Center
- Southington Library & Museum - Kid's Place
- Early Childhood Collaborative of Southington

5/16/2017

3



ECCS Board Election

- Michelle Slimak - *Apple Valley Home Daycare, LLC*
- Krista Pisano - *Director Family Resource Center of Southington*
- Nan Sheridan - *Village Green Nursery School*
- Patricia Johnson - *Retired, former Southington BoE member*
- Cindy Wall* - *Head of Children's Dept. at Southington Library*
- Kanwaljit Singh* - *Connecticut Sikh Association*
- Adrienne Ricciardi* - *President of the Hartford Association of Education for Young Children, on the New Britain Early Childhood Collaborative and School Readiness Council, Director of the Early Learning Center at the Hospital for Special Care.*

5/16/2017

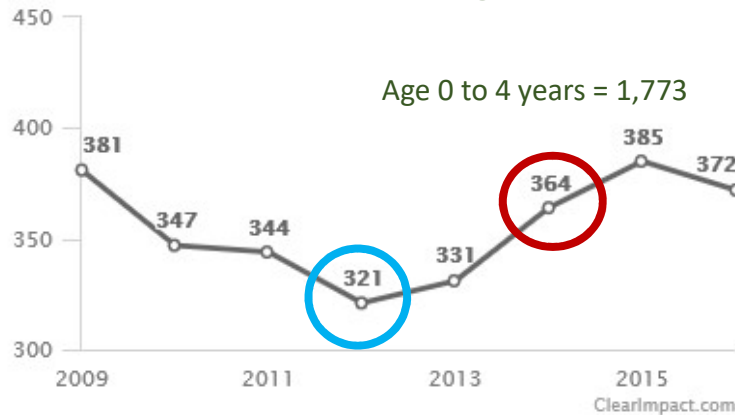
* New Board Member

4



How Many Young Children Are There?

Babies Born to Southington Families



Per Connecticut Town Profile
Age 0 to 4 years = 2,411 (± 361)
5.53% ($\pm 0.83\%$) of total
population

<http://profiles.ctdata.org/profiles/>

Source: Town Clerk's Office

5/16/2017

5



Is birth rate in Southington declining or increasing? 2012 is lowest year, those are in K now.
Age of data obtained locally is more current than from State.

Southington Births in 2014

- Adequacy of Prenatal Care (APNCU Index)

• Non-Adequate	125	34.6% (up from 26.4% in 2013)
• Late or None	46	12.7% (up from 7.6% in 2013)
• Adequate	144	39.9%
• Intensive	92	25.5%

- 1 birth to a teen <18 and 7 to teens <20

Source - State of CT Public Health Data, 2014 Annual Registration Report, Tables 4 and 11
<http://www.ct.gov/dph/cwp/view.asp?a=3132&q=394598>

5/16/2017

6



Latest data available from this source.

Total of 35 births to teens age 15 to 19 from 2010 to 2014. (Table 13)

NEW Data:

The Adequacy of Prenatal Care Utilization (APNCU) Index attempts to characterize prenatal care (PNC) utilization on two independent and distinctive dimensions - namely adequacy of initiation of PNC and adequacy of received services (once PNC has begun). The index uses information readily available on U.S. birth certificates (month of initial PNC visit, number of visits, and gestational age). It is a major improvement over existing indices, and is consistent with the 1985 American College of Obstetricians and Gynecologist (ACOG) recommendations for PNC utilization. This index does not assess quality of the prenatal care that is delivered, only its utilization.

More details are at http://www.ipodr.org/Overview_APCUIndex.pdf

Southington Births in 2014

	Total Births	Foreign Born Mothers	%
Southington	363	54	14.9
White non-Hisp	315	31	9.8
Black non-Hisp	4	3	75
Other non-Hisp	14	12	85.7
Hispanic	28	6	21.4
Unk Race/Ethn	2	2	100

Source - State of CT Public Health Data, 2014 Annual Registration Report, Table 4
<http://www.ct.gov/dph/cwp/view.asp?a=3132&q=394598>

5/16/2017

7



In 2013, there were 42 births to foreign born mothers or 12.7%
 In 2012, there were 50 births to foreign born mothers or 15.6%

NEW Data:

Country of Origin for 2013 foreign born mothers

Albania – 3
 Algeria – 1
 Austria – 1
 Belarus – 1
 China – 2
 Republic of China/Taiwan – 1
 Columbia – 1
 Canada – 1
 Dominican Republic – 1
 Germany – 1
 Haiti – 1
 India – 5
 Jordan – 2
 Lebanon – 1
 Macedonia - 1

Mexico – 1
Peru – 2
Pakistan – 1
Poland – 5
Portugal/Azores – 1
Puerto Rico – 1
Paraguay – 1
Russia – 1
Senegal – 1
Sudan – 1
Turkey – 1
United Kingdom – 1
Vietnam - 1
Yugoslavia - 1

Birth to Three Program

Birth to Three supports families when they have concerns about their children's development.

Fiscal Year (June to July)	# referred	# served
2016	28	103
2015	87	103
2014	76	93
2013	89	90
2012	66	94

Source: <http://www.birth23.org/aboutb23/annualdata/>

5/16/2017

8



An infant can be referred within days of being born and can continue to be eligible until their third birthday – almost three full years. Since this data is only a one-year snapshot, many towns will have more children served than were referred in FY16 because children were referred during a previous fiscal year.

Licensed Childcare Centers – Fall 2016

	Age	#	Cap	Enr	Vac
Infant	0-17 months	8	137	44	19
Toddler	18-35 months	8	147	60	19
Preschool	3-5 years	11	468	282	49
School Age	5-12 years	11	601	433	91

List of all Southington childcare providers and other resources at
<http://www.southingtonearlychildhood.org/resources>

Source: CT 211 Childcare's Child Care Capacity/Availability/Enrollment Report – Fall 2016

5/16/2017

9



Born to town residents – 331 to 385 per year over last 4 years.

Family Childcare Providers – Fall 2016

	Age	#	Cap	Enr	Vac
Infant	0-23 months	30	62	36	15
Preschool	2-5 years	30	117	67	26
School Age	5-12 years	27	82	26	28

Women-owned small businesses owned run out of their homes.
 Licensed, registered and inspected. Must meet training requirements.
 Limited to 2 infants and up to 6 pre-school age, plus school age.

Source: CT 211 Childcare's Child Care Capacity/Availability/Enrollment Report – Fall 2016

5/16/2017

10



Total infant capacity = 137 (up to 17 months) +62 (up to 23 months)= 199 vs 372 born in 2016.

Nursery Schools – Fall 2016

	Age	#	Cap	Enr	Vac
Preschool	3-5 years	4	248	212	19

- Registration starts in January/February for fall and fills quickly
 - Village Green Nursery School
 - Plantsville Community Nursery School
 - Zion Lutheran Nursery School
 - YMCA Nursery School
- Excludes Pre-K programs at Southington Catholic, CCA and SPS

Source: CT 211 Childcare's Child Care Capacity/Availability/Enrollment Report – Fall 2016

5/16/2017

11



Hatton Integrated Preschool Program

- As of 10/1/2015
 - 79 total students
 - 43 with disabilities - Special Ed or related services
 - Community peers register in January, provide own transportation and pay a fee comparable to other nursery schools

Source: http://edsight.ct.gov/Output/School/NonHighSchool/1312011_201516.pdf

5/16/2017

12



Childcare Costs

- Childcare costs = in-state UConn tuition
- Costs driven by adult-child ratios
- Nursery Schools
 - Age 3-5: \$146-310 per month, PT, 2-3 days/week
- Centers
 - Infants/Toddlers: \$200-\$265 per week FT
 - Preschool: \$150 -\$245 per week FT

5/16/2017

13



Currently, UConn tuition is \$10,524 annually for in-state students plus \$2,842 in mandatory fees year = \$13,366,

\$250/week = \$13,000 per year, \$200/week = \$10,400 per year

When you search in the CT 211 Child Care system for programs that offer financial assistance, the only two that come up in Southington are the Margaret Griffin Center, thanks to United Way funding charges on a sliding scale, and the Hatton Integrated Preschool. <http://search.211childcare.org/listings>

Care4Kids

- A state childcare subsidy for low-moderate income families – current enrollment open only to TANF
 - Be working or attending a temporary family cash assistance approved education or training activity
 - Family income limit of less than 50% of the State Median Income (SMI) = \$54,296.00 for family of 4
- Cuts in eligibility due to major budget issues.
 - June 2016 – 121 Southington children
 - March 2017 – 93 Southington children

Source: <http://www.ctcare4kids.com/>

- Campaigns to contact State Legislators

5/16/2017

14



10 home-based Care 4 Kids providers in Southington. 7 of them are providing care for relatives and 3 hold a family child care license. #Centers – at least 1.

TANF = Temporary Assistance for Needy Families – Federal program

Income Guidelines For New Applications and Redeterminations received on or after October 1, 2016

The income limit for families applying for Care 4 Kids must be less than 50% of the State Median Income (SMI).

Effective December 31, 2016, the eligibility for former TANF recipients (PG2) and teen parents ages 18 and 19 who attend high school or equivalent (PG3) is currently closed due to funding limitations and these applicants will be placed on a Wait List.

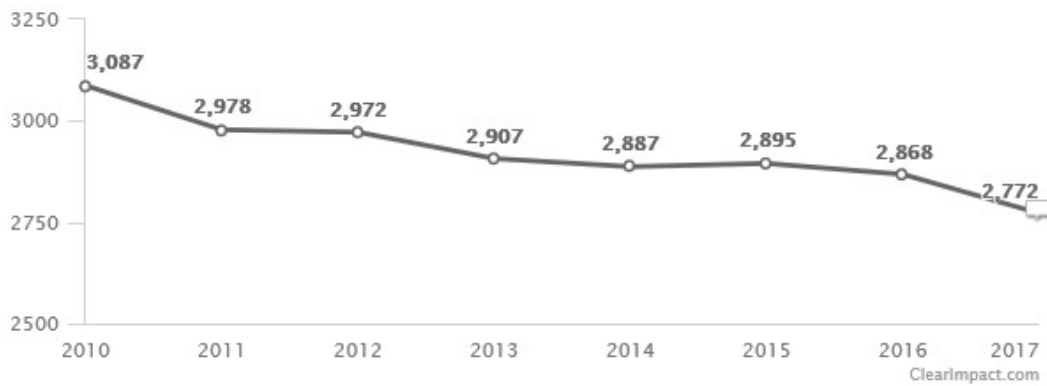
The program remains closed to working families (PG4) due to funding limitations and these applicants will also be placed on a Wait List.

The program eligibility for TANF recipients (PG1) remains open.

Until July 30, 2016

The income limit for active families on the Care 4 Kids program is 85% of the State Median Income. Open to all 4 groups.

of K-5 Public School Children



Source: Southington Board of Education, Registrar's Office

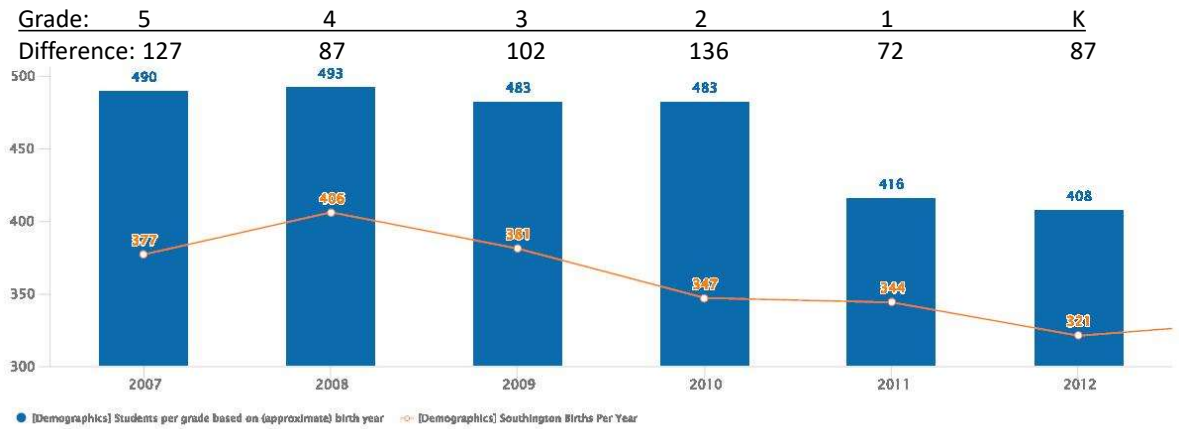
5/16/2017

15



Children by Grade vs Birth Year

Students per grade based on (approximate) birth year - Comparison



ClearImpact.com

5/16/2017

K-5 enrollment on 4/20/17 by grade vs. Births per year.

16



ECCS
 Early Childhood Collaborative
 of Southington

Health - CT Physical Fitness Test

Physical Fitness Tests: Students Reaching Health Standard, Trend

Southington School District

[Export .csv file](#)

Notes:

- The Connecticut Physical Fitness Assessment (CPFA) is administered to all students in Grades 4, 6, 8 and 10.
- Only students assessed in all four areas are included in this calculation.

District	Grade	Test	Students Reaching Health Standard (%)				
			2011-12	2012-13	2013-14	2014-15	2015-16
Southington School District	Grade 4	All Tests - District	54.6	52.8	55.0	63.7	54.5
		Curl Up	89.6	84.4	87.1	87.6	80.6
		Mile Run	63.3	64.3	64.3	69.5	67.8
		Push Up	80.5	77.6	78.7	83.6	78.6
		Sit and Reach	91.4	90.8	90.3	92.9	88.1

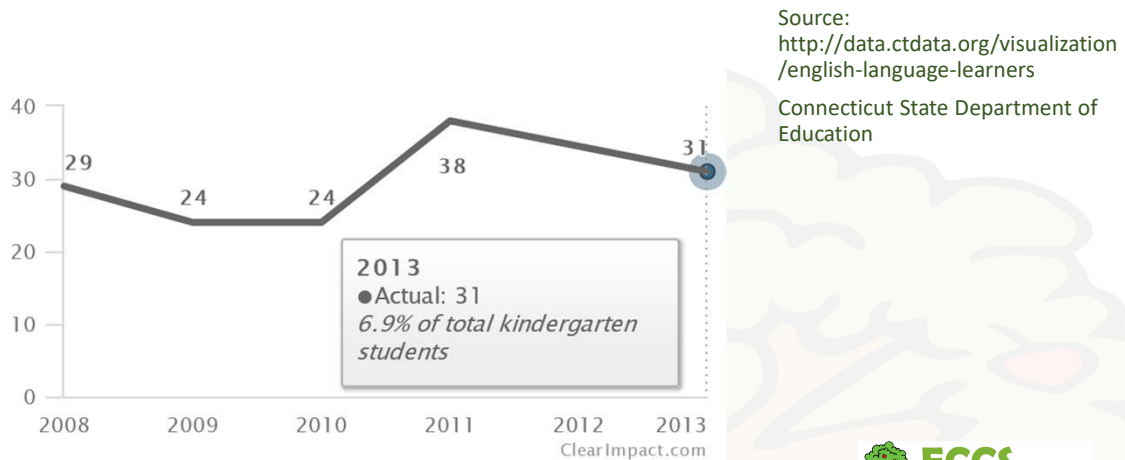
Source: <http://edsight.ct.gov/> Southington, Physical Fitness Tests

5/16/2017

17



Kindergarten English Language Learners



5/16/2017

18



NEW Data: (Source - Understanding the Needs of Our EL Students presentation by K Nichols/ L Clock/ D Assem - 4/2017)

Parents of children in elementary school speak 21 languages –

Highest Percentage of Ethnic Groups/Languages Represented in Southington's EL Population:

Polish	27%
Spanish	16%
Arabic	9%
Albanian	8%
Mandarin	7%

Southington EL Population Growth K-12

2004-05 - 49

2005-06 - 54

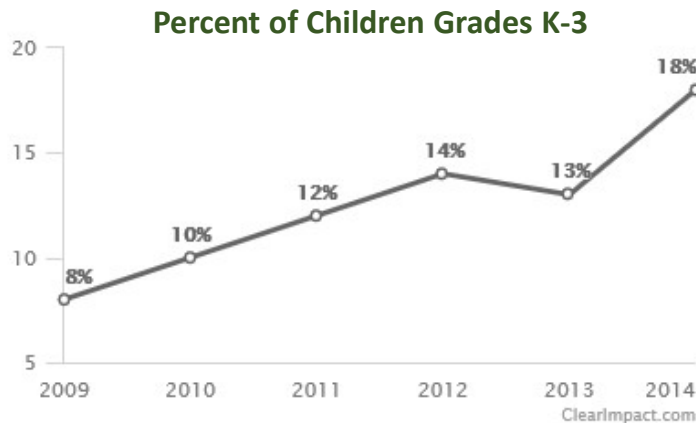
2006-07 - 88

2014-15 - 110

2015-16 - 105

2016-17 - 109

Eligible for Free and Reduced Lunch



Free and Reduced Lunch eligibility:

- District on 10/1/2015 = 16%
- District on 10/1/2008 = 7.5%
- Flanders School in 2016-2017 = 26.64%.

Flanders' percentage of free and reduced lunches SERVED in 2015-2016 of 44.53% made town eligible for State of CT School Readiness grants per Connecticut State Department of Education.

Source: <http://data.ctdata.org/visualization/free-or-reduced-price-meal-eligibility>

5/16/2017

19



On the 2016-2017 Consolidated Grant application, Flanders was listed as a Title I school with Free and Reduced Lunch eligibility at 26.64%.

Southington has four Title I schools which is based upon the percentage of free and reduced enrollment.

Eligibility indicates students from families whose total income is at or below 185 percent of the poverty level. Household income below 130 percent of the poverty level qualifies students for free meals. Household income between 130 and 185 percent of the poverty level qualifies students for reduced-price meals.

Children Under Age 19 Enrolled In Husky A

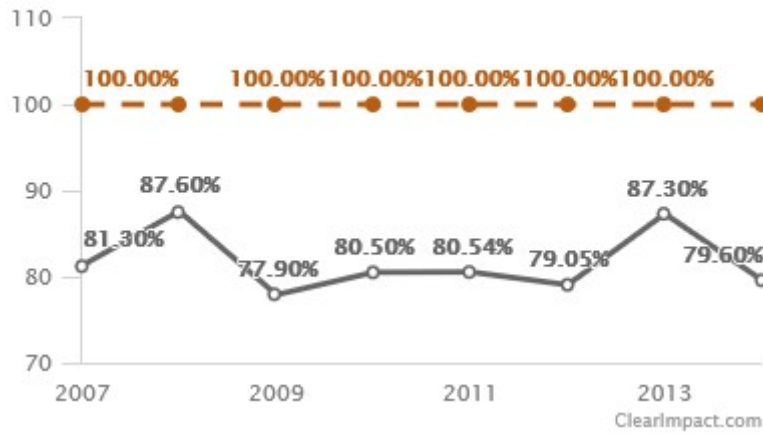


Data collected by CT Voices for Children from CT Dept. of Social Services. Funding for this project expired July 31, 2016.

NEW Data: 262 Children under the age of 3 were in Husky A as of January 2016.

NEW Data: WIC Participation as of 2/2017. Average Monthly participation – Women: 19, Infants: 9, Children: 9

Children With Preschool Experience



5/16/2017

21



Family Resource Center of Southington

Krista Pisano
Director



5/16/2017

22



Family Resource Center of Southington

- Free programs for Southington residents with children ages birth to 5 years—fills niche in community
- Currently located at Hatton School, moving to Strong School 2017-2018
- Programs are for children and their caregivers, not drop off, and designed to educate every member of the family
- Registration is required

5/16/2017

23





Programs at FRC

- Held twice daily, Monday through Friday.
- Four sessions a year: Fall, Winter, Spring and Summer.
- Topics vary: Parent and Me Play and Learn Groups, Science Class, Art Class, Cooking Class and many more!



24

Family Resource Center Utilization

- 162 children participated in at least one program in the fall, winter and spring 2016-2017 sessions
- Over 70% (114) are under age of 3
- 72% of families participated in more than one program or session in 2016-2017 school year
- 38% of families participating in 2016-2017 had also participated in the previous school year

5/16/2017

25



2016 FRC Parent Survey

Benefits to attending programs?

Social skills for my child	100.00%
Meeting other parents with children	70.37%
Chance to become familiar with local schools	40.74%
Alternative to Preschool	22.22%
Time with my children	55.56%
Increase school readiness skills	77.78%
Talk about parenting concerns	62.96%
Ideas to do with my children at home	51.85%

5/16/2017

26





Collaboration with SPS

- FRC staff identifies children who may need developmental screenings
- Provides a group environment for Southington Public School staff to observe kids who will be transitioning from Birth to Three services to the Integrated Preschool



27

Southington Library and Museum Children's Department

Cindy Wall
Department Head



5/16/2017

28



Library Programs for Preschoolers



Weekly Storytime -
Read, Rock and Rhyme
Two-gether Tales
Budding Bookworms



Evening Storytime -
Pajama Jam
Superhero Storytime



STEAM Storytime –
emphasizes science,
technology, engineering,
art and math



StoryART– an artistic
exploration of a popular
book character



**1000 Books Before
Kindergarten**



**Books, Games and Robots
– Oh My!–** uses books,
activities and robots to
teach children to think in
ways which make learning
to create computer code
easier



Nursery School Showcase



5/16/2017

29



ECCS

Early Childhood Collaborative
of Southington

Preschool Program Statistics

July 2015-March 2016

July 2016-March 2017

Total number of programs = 159

Total number of programs = 202

Total attendance = 5634

Total attendance = 6205



**10.13% INCREASE IN
PROGRAM ATTENDANCE**

5/16/2017

30





ECCS

Early Childhood Collaborative of Southington

- Organized in 2003
- Under fiduciary responsibility of the Community Foundation of Greater New Britain
- Community Plan unveiled in May 2014 and maintained on ECCS website

Major ECCS Funders

Organization	2015-2016	2016-2017	2017-2018
Community Foundation of Greater New Britain	Yes	Yes, through 12/31/17	Re-apply for 2018
William Casper Graustein Memorial Fund	Yes	No, but extension	No
State of CT – Office of Early Childhood	Yes	Yes	No
Main Street Community Foundation - Women & Girls Fund	Yes - Accreditation #2	Yes – Music and Movement	Not Eligible
Southington Education Foundation	Yes – Math project	No	

=\$50K

5/16/2017

32



July 1-June 30 Fiscal Year

Workshops for Parents and Providers

- Math Conceptual Development Kit Workshop for Child Care Providers -9/2016
- Kindergarten Readiness Series – Literacy – 10/2016
- Kindergarten Readiness Series – Mathematics – 10/2016
- Kindergarten Readiness Series – Development Skills – 10/2016
- Domestic Violence 101 and its Impact on Young Children – 12/2016
- Brain Development in Early Childhood – 3/2017
- Developing Fine Motor Skills for Kindergarten 4/2017
- Music and Movement for Child Care Providers – 6/2017

5/16/2017

33



Exhibited at Community Events

- Non-profit Fair
- White Christmas
- Kiddy Carnival
- Healthy Family Fun Fest
- Nursery School Showcase
- Touch a Truck



5/16/2017

34




Collaborations/Networking

- Bread for Life - Pre-K Bookshelf
- Southington Social Services – Flyers at Easter
- So. Chamber of Commerce
- Southington Education Foundation
- Literacy Volunteers Central CT
- CT Early Childhood Alliance
- Tunxis Provider Consortium
- CT Local Early Childhood Network

5/16/2017

35



Supporting the Community

- Encourage Pre-K and K registration
- Books and math kits for incoming K students
- Answer questions about childcare options
- Publicize community events
- Share other training opportunities with providers
- Active on social media
- Maintain list of resources on ECCS website
- Update Community Plan

5/16/2017

36



Thank You

Joanne C. Kelleher
Director

Early Childhood Collaborative of Southington
P.O. Box 210, Southington, CT 06489

www.southingtonearlychildhood.org

<https://www.facebook.com/ECCSouthington/>

https://twitter.com/ecc_southington

C: 860-877-4049

5/16/2017

37

