



ECCS

Early Childhood Collaborative of Southington

Presents

“The State of Early Childhood in Southington”

Tuesday May 15, 2018

Joanne Kelleher, Director

www.southingtonearlychildhood.org

© 2018 Early Childhood Collaborative of Southington

Agenda

- Introductions
- Community Foundation of Greater New Britain and First Years First
- ECCS Overview
- Birth Demographics
- Childcare Options and Utilization
- Kindergarten Readiness and SPS



David J. Obedzinski
President
david@cfgnb.org
cfgnb.org

5/15/2018

3



ECCS

Early Childhood Collaborative of Southington

- Organized in 2003
- Under fiduciary responsibility of the Community Foundation of Greater New Britain
- Community Plan unveiled in May 2014 and maintained on ECCS website

5/15/2018

Goals of Early Childhood Collaborative

- 1) Advocating for high quality preschool and childcare
- 2) Empowering parents, families and childcare providers through workshops and educational programs
- 3) Being a wide-ranging resource for community members on the subject of early childhood care and education

5/15/2018

5



Supporting the Community

- Workshops for parents and providers
- Encourage Pre-K and K registration
- Books and math kits for incoming K students
- Maintain list of resources on ECCS website
- Share health, wellness and development topics
- Publicize community events
- Share other training opportunities with providers
- Answer questions about childcare, providers, etc.
- Update Community Plan

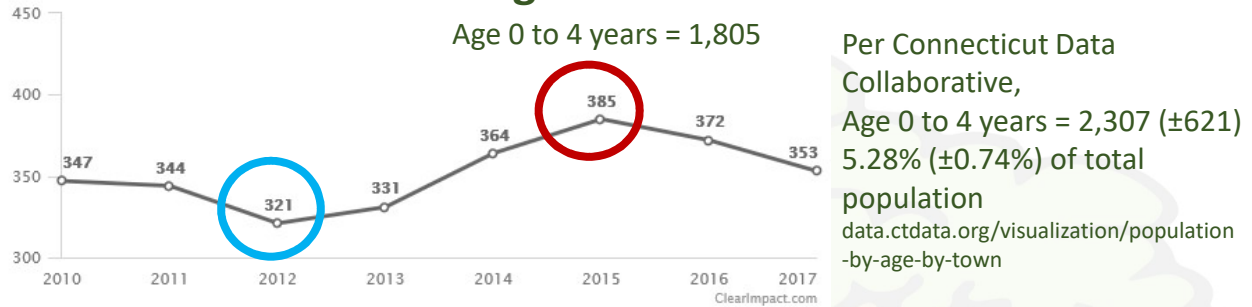
5/15/2018

6



How Many Young Children Are There?

Babies Born to Southington Families



5/15/2018

7



Southington Births in 2015

- Adequacy of Prenatal Care (APNCU Index)
 - Non-Adequate 114 30% (down from 34.6% in 2014)
 - Late or None 31 8.2% (down from 12.7% in 2014)
 - Adequate 179 47.1%
 - Intensive 92 25.5%
- 0 birth to a teen <18 and 2 to teens <20

Source - State of CT Public Health Data, 2015 Annual Registration Report, Tables 4 and 11
<http://www.ct.gov/dph/cwp/view.asp>

5/15/2018

8



Southington Births in 2015

	Total Births	Foreign Born Mothers	%
Southington	382	63	16.5
White non-Hisp	332	32	9.6
Black non-Hisp	7	3	na
Other non-Hisp	19	16	84.2
Hispanic	22	10	45.5
Unk Race/Ethn	2	2	na

Source - State of CT Public Health Data, 2015 Annual Registration Report, Table 4
<http://www.ct.gov/dph/cwp/view.asp>

5/15/2018

9



Birth to Three Program

Birth to Three supports families when they have concerns about their children's development.

Fiscal Year (June to July)	# referred	# served
2016	83	88
2015	88*	103
2014	87	103
2013	76	93
2012	89	90
2011	66	94

Source: <http://www.birthe23.org/aboutb23/annualdata/>

The 2015 FY referrals were reported in B23 Annual Report as 28, but B23 staff confirmed that was incorrect.

5/15/2018

10



Average Monthly WIC Participation

WIC provides food supplements to pregnant and post-partum women and children under 5

Year	Women	Infants	Children	Total
2015	44	54	94	192
2014	47	53	102	201
2013	41	57	108	207
2012	52	56	113	220
2011	47	54	111	213

Source: CT Department of Public Health State WIC Program – Statewide WIC Information System (SWIS)

5/15/2018

11



Licensed Childcare Centers – Fall 2017

	Age	#	Cap	Enr	Vac
Infant	0-17 months	8	148	39	9
Toddler	18-35 months	8	197	67	13
Preschool	3-5 years	12	536	328	51
School Age	5-12 years	11	627	NR	NR

List of all Southington childcare providers and other resources at
<http://www.southingtonearlychildhood.org/resources>

Source: <http://www.211childcare.org/reports/annual-child-care-capacity-availability-enrollment-survey-2017/>

5/15/2018

12



Family Childcare Providers – Fall 2017

	Age	#	Cap	Enr	Vac
Infant	0-23 months	30	60	22	6
Preschool	2-5 years	30	119	42	18
School Age	5-12 years	27	19	11	22

Women-owned small businesses owned run out of their homes.
 Licensed, registered and inspected. Must meet training requirements.
 Limited to 2 infants and up to 6 pre-school age, plus school age.

Source: <http://www.211childcare.org/reports/annual-child-care-capacity-availability-enrollment-survey-2017/>

5/15/2018

13



Nursery Schools

	Period	#	Cap	Enr	Vac
Age 3-5	Fall 2018	3			
Age 3-5	Fall 2017	4	196	169	12
Age 3-5	Fall 2016	4	248	212	19

- Registration starts in January/February for fall and fills quickly
 - Plantsville Community Nursery School – closing June 2018
 - Village Green Nursery School – adding new classroom Fall 2018
 - Zion Lutheran Nursery School
 - YMCA Nursery School
- Excludes Pre-K programs at Southington Catholic, CCA and SPS

Source: CT 211 Childcare's Child Care Capacity/Availability/Enrollment Report –
 Fall 2016 and Fall 2017

5/15/2018

14



SPS Integrated Preschool Program

- As of 10/1/2015
 - 79 total students
 - 43 with disabilities - Special Ed or related services
 - Community peers register in January, provide own transportation and pay a fee comparable to other nursery schools
- Now offered at Hatton and Strong Schools

Source: http://edsight.ct.gov/Output/School/NonHighSchool/1312011_201516.pdf

5/16/2017

15



Childcare Costs

- Childcare costs = in-state UConn tuition
- Costs driven by adult-child ratios
- Nursery Schools
 - Age 3-5: \$146-310 per month, PT, 2-3 days/week
- Centers
 - Infants/Toddlers: \$200-\$265 per week FT
 - Preschool: \$150-\$245 per week FT

5/16/2017

16



Care4Kids

- A state childcare subsidy for low-moderate income families.
- Cuts in eligibility in 2016 and 2017 due to major budget issues led to decline in enrollment.
 - February 2018 – 75 Southington children
 - March 2017 – 93 Southington children
 - June 2016 – 121 Southington children
- The program has re-opened and currently has no waiting list.
- Encourage people to apply. Providers must:
 - be licensed by the CT Office of Early Childhood (unless exempt from licensing); or
 - be a close relative, like a grandparent; or
 - take care of the child in the child's home.

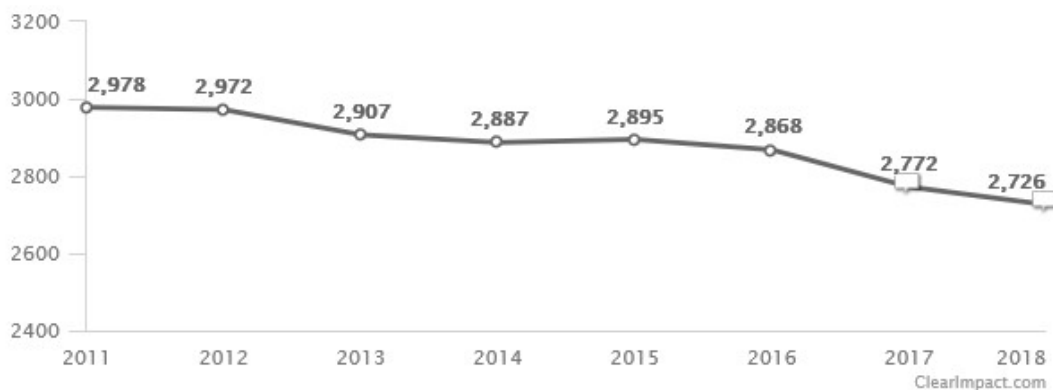
Source: <http://www.ctcare4kids.com/>

5/15/2018

17



of K-5 Public School Children



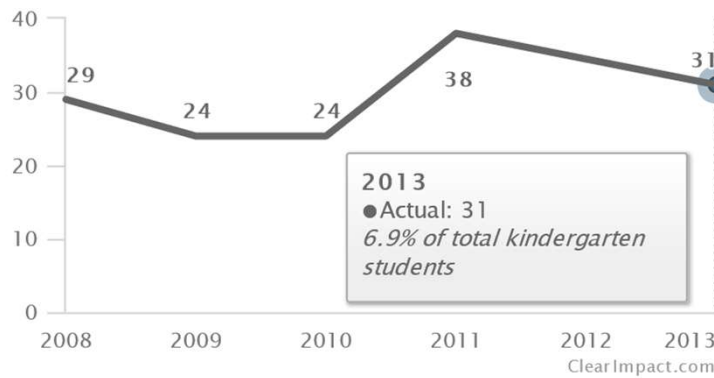
Source: Southington Board of Education, Registrar's Office

5/15/2018

18



Kindergarten English Language Learners



Source:
<http://data.ctdata.org/visualization/english-language-learners>

Connecticut State Department of Education

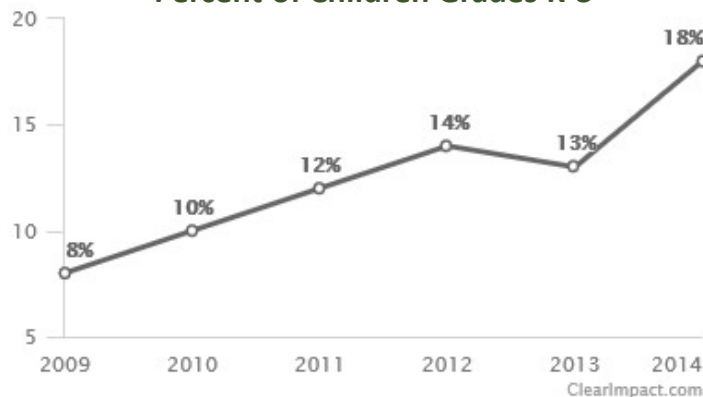
5/16/2017

19



Eligible for Free and Reduced Lunch

Percent of Children Grades K-3



Free and Reduced Lunch eligibility:

- District on 10/1/2015 = 16%
- District on 10/1/2008 = 7.5%
- Flanders School in 2016-2017 = 26.64%.

Flanders' percentage of free and reduced lunches SERVED in 2015-2016 of 44.53% made town eligible for State of CT School Readiness grants per Connecticut State Department of Education.

Source: <http://data.ctdata.org/visualization/free-or-reduced-price-meal-eligibility>

5/15/2018

20



Children Under Age 19 Enrolled In Husky A



5/15/2018

21



Health - CT Physical Fitness Test

Physical Fitness Tests: Students Reaching Health Standard, Trend Southington School District

[Export .csv file](#)

Notes:

- The Connecticut Physical Fitness Assessment (CPFA) is administered to all students in Grades 4, 6, 8 and 10.
- Only students assessed in all four areas are included in this calculation.

District	Grade	Test	Students Reaching Health Standard (%)				
			2012-13	2013-14	2014-15	2015-16	2016-17
Southington School District	Grade 4	All Tests - District	52.8	55.0	63.6	54.5	57.8
		Curl Up	84.4	87.1	87.4	80.6	86.5
		Mile Run	64.3	64.3	69.5	67.8	69.3
		Push Up	77.6	78.7	83.5	78.6	84.3
		Sit and Reach	90.8	90.3	92.7	88.1	88.3

Source: <http://edsight.ct.gov/> Southington, Physical Fitness Tests Trend for Grade 4

5/15/2018

22

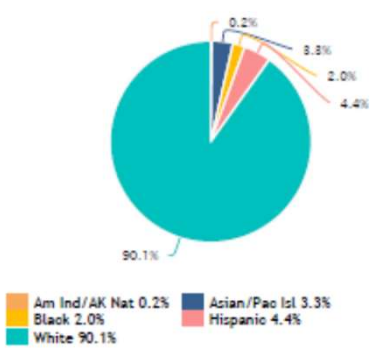


Racial Makeup of District

2009

District Enrollment

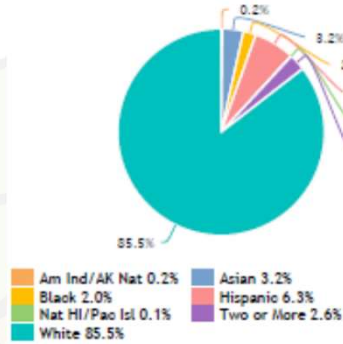
n=6,635



2013

District Enrollment

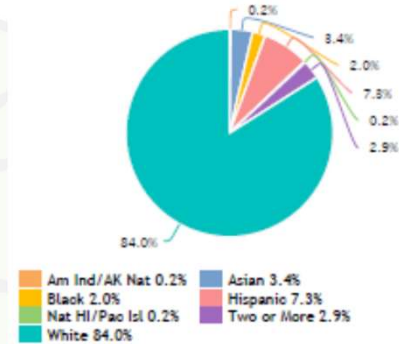
n=6,719



2015

District Enrollment

n=6,593



Source: ocrdata.ed.gov - Southington, LEA Summary of Selected Facts, 2009, 2013, 2015

5/15/2018

23

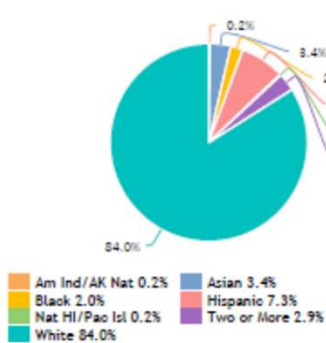


Race/Ethnicity of Preschool Program -2015

Compared to overall enrollment, what is the race/ethnicity of children enrolled in Preschool programs?

District Enrollment

n=6,593



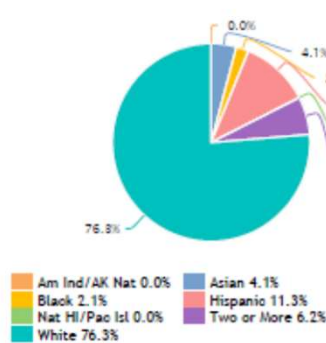
Percent of enrollment that is LEP

LEP Students:

1.4%

Preschool Enrollment

n=97



Percent of preschool population that is LEP

0%

Source: ocrdata.ed.gov - Southington, LEA Summary of Selected Facts, 2015

5/15/2018

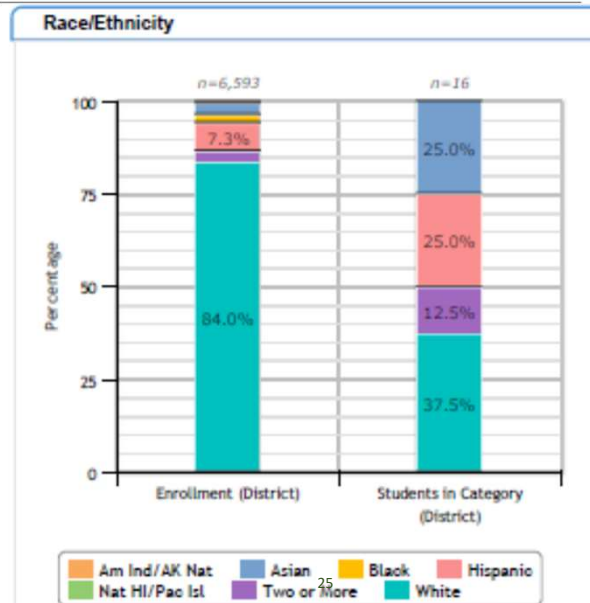
24



Retained in Kindergarten

Compared to overall enrollment, what is the race/ethnicity of students retained in Kindergarten?

Source:
ocrdata.ed.gov -
Southington,
Retention 2015



5/15/2018



Educators by Race/Ethnicity 2016-2017

	Count	District Percent of Total (%)	State Percent of Total (%)
American Indian or Alaska Native	1	0.2	0.1
Asian	1	0.2	1.0
Black or African American	4	0.7	3.6
Hispanic or Latino	5	0.8	3.6
Pacific Islander	0	0.0	0.0
Two or More Races	0	0.0	0.1
White	604	98.2	91.4

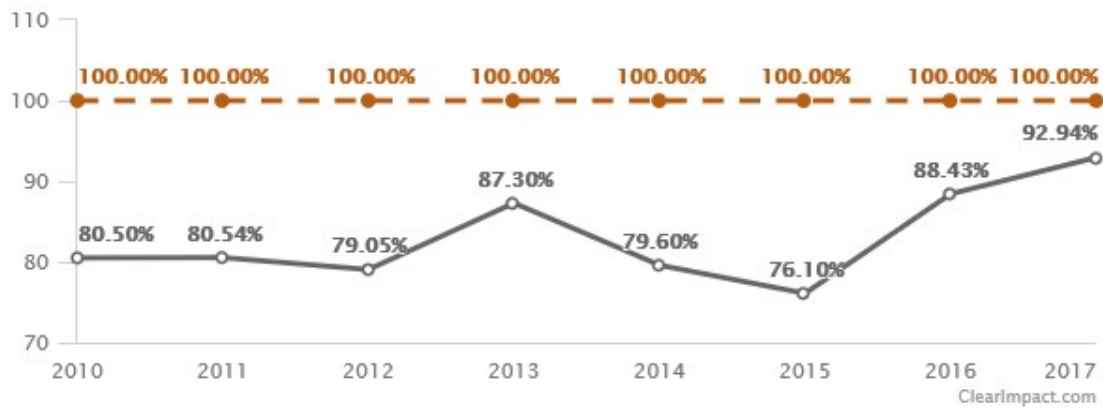
Source: Edsights - District
Profile and Performance
Report for School Year
2016-17
Southington School District

5/15/2018

26



Children With Preschool Experience



Source: Connecticut State Department of Education and Southington Public Schools (2015-2017)

5/15/2018

27



Upcoming Events

- Touch-A-Truck – May 19, 2018
- Car Seat Safety Check – June 6, 2018
- Bicycle Safety Rodeo – July 2018
- Gardening with Young Children Provider Workshop
- Nutrition Workshops
- Impact of Childhood Trauma Workshop
- Behavior and Social-Emotional Provider Workshop
- Kindergarten Readiness Series – October 2018

5/15/2018

28



Support the ECCS

- Tell a Young Family
- Attend a Workshop
- Make a Donation
- Volunteer
- Join Board
- Attend Fundraiser
- Follow, Like, Share Us on Social Media

5/15/2018

29



Thanks to ECCS Funders



- Community Foundation of Greater New Britain
- Bradley Henry Barnes & Leila Upson Barnes Memorial Trust at the Main Street Community Foundation
- Bristol Brass General Grant Fund and the Fuller & Myrtle Barnes Fund for Education at the Main Street Community Foundation
- Women and Girls Fund at the Main Street Community Foundation
- Petit Family Foundation
- New - TBA on May 21, 2018

5/15/2018

30



Thank You

Joanne C. Kelleher
Director

Early Childhood Collaborative of Southington
P.O. Box 210, Southington, CT 06489

www.southingtonearlychildhood.org

<https://www.facebook.com/ECCSouthington/>

https://twitter.com/ecc_southington

C: 860-877-4049

5/15/2018

31

